

BOOK INFO

| | |
|-------------|---|
| Subject | CRAFTY RHYMES |
| Title | Crafty Rhymes Book C |
| Publisher | Book Centre Lahore |
| Pages | 32 |
| Sizes | A4 |
| Printing | 4 Color |
| Compiled By | Fizzah Abid Warris |
| 1st Edition | 2016 |
| ISBN | 978-969-584-185-3 |
| Price | http://www.bookcentre.pk/Price_List.pdf |

Preface

Traditional nursery rhymes have always been taught to invoke imagination and phonics. Poems like Humpty Dumpty, Twinkle Twinkle Little Stars, Baa Baa Black Sheep, etc., etc. have played a vital role in teaching English language to young learners.

Young minds are not only exploring but they are also learning at the same time. It is important to guide children and encourage them to use their hands, eyes and fingers together. Building small items will not only increase their hand-eye coordination but also boost their confidence and feeling of accomplishment. These days children are attracted towards different colourful T.V. channels and fascinating computers and tabs. It is imperative to make attractive, interesting and eye-catching books.

Crafty Rhymes is a series of three books for pre-schools. Nursery rhymes have been crafted keeping day-to-day life in mind and they have been made more interesting by giving relevant creative activities.

Crafty Rhymes stretches child's imagination and creative ideas in this series will not only improve the knowledge and skill but also provide an approach towards a better observant in practical life.

Fizzah Abid Warris
14th November, 2015

Contents

| Sr. No. | PARTICULAR | Page No. |
|---------|----------------------|----------|
| 1 | The World of Colours | 4 |
| 2 | A Rainbow | 6 |
| 3 | The Colours | 8 |
| 4 | The Little Mouse | 10 |
| 5 | It's Fun Time | 12 |
| 6 | The Scarecrow | 14 |
| 7 | My Paper Boat | 16 |
| 8 | On The Mountain Top | 18 |
| 9 | Ready For School | 20 |
| 10 | I Love My School | 22 |
| 11 | I Planted A Seed | 24 |
| 12 | The Freddy | 26 |
| 13 | Knock, Knock | 28 |
| 14 | The Clever Snail | 30 |
| 15 | A Fruity Treat | 32 |

THE WORLD OF COLOURS

Colours make our world bright.


Orange is the sun,
It gives us light.

Blue is the river,
Clear as a mirror.

Red is the rose,
Like the clown's nose.

Green are the leaves,
Of the tall trees.

My cheeks become pink,
when I blush and grin.

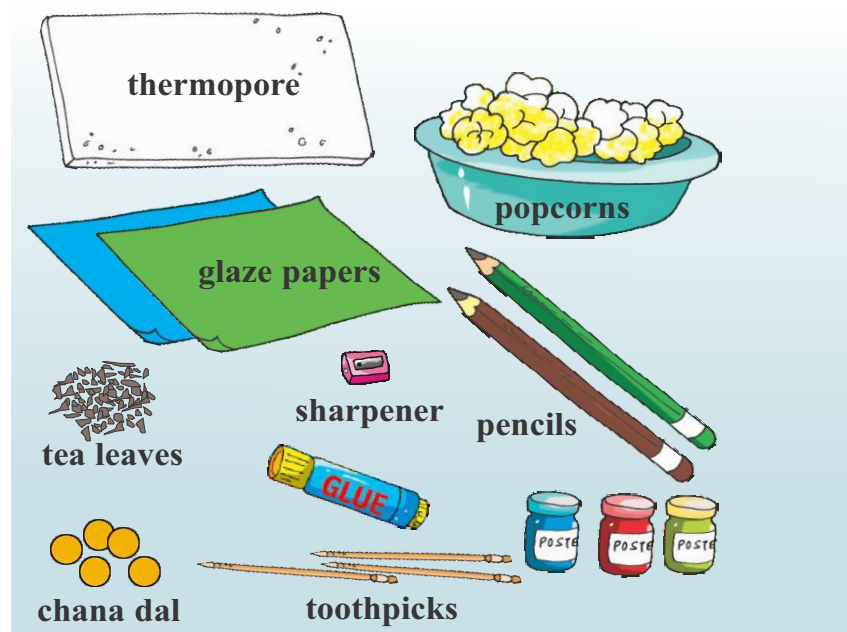


Creative Activity

My Beautiful Garden


You will need:

- * A piece of thermopore
- * Blue and green glaze papers
- * Sharpener and glue
- * Tea leaves
- * Different colour pencils (outer covering)
- * Toothpicks
- * Popcorns
- * Poster colours
- * 'Chana dal' (pulses)




Steps to design:

1. Sharpen the brown pencil and stick the shavings on the thermocol sheet.
2. Make the tree and put green pencil shavings as leaves and brown pencil shavings as the bark.
3. Take popcorns and paint them to make flowers. Put toothpicks as stems and stick leaves made from green glaze paper.
4. Put 'chana dal' to make the sun.
5. Draw clouds and stick tea leaves inside.
6. Tear and paste the blue glaze paper as sky.




Additional Activity:
Put a small loop in the
centre to hang it
into a wall.



THE COLOURS

Red is the colour of my daddy's car,
That goes very far.
Blue is the colour,
Of my mummy's dress.
White is the colour,
Of my grandma's hair.
Brown is the colour,
Of my grandpa's rocking chair.



Creative Activity

The Colours Are Fun!

You will need:

- * A set of poster colours
- * A dropper
- * 4-5 transparent glasses
- * Water

Steps to design:

1. Fill a glass with water.
2. Add a few drops of black poster colour.
3. Now add a few drops of white poster colour and observe the change in colour.
4. In another glass, try the same with red and white poster colours.
5. Try the following as well.
Yellow and red
Blue and yellow
Red and blue

